

360° VOLUMETRIC HEATING VAGINAL HEALTH STUDY

MONOPOLAR RADIOFREQUENCY TECHNOLOGY TREATING DYSPAREUNIA IN POSTMENOPAUSAL WOMEN WITH SEVERE VULVOVAGINAL ATROPHY

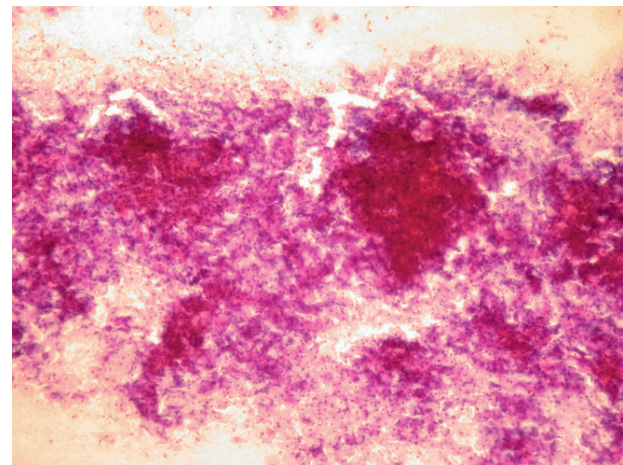
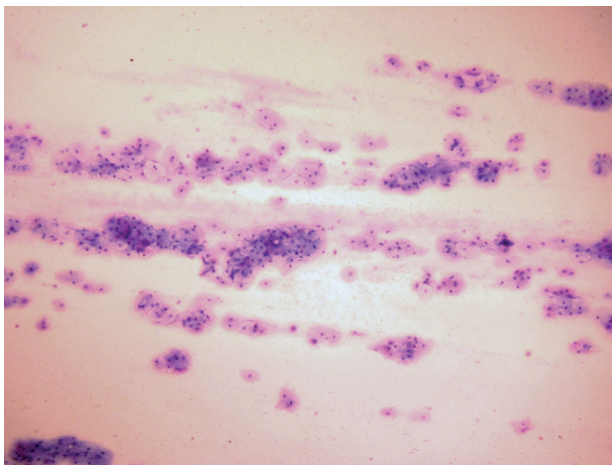
Fernando M. Aznar Mañas MD¹, Jose Salas Molina MD²

1. Instituto Cordobés de Ginecología, Córdoba, Spain.

2. Instituto Anatomopatológico, Hospital San Juan de Dios, Córdoba, Spain.

HIGHLIGHTS

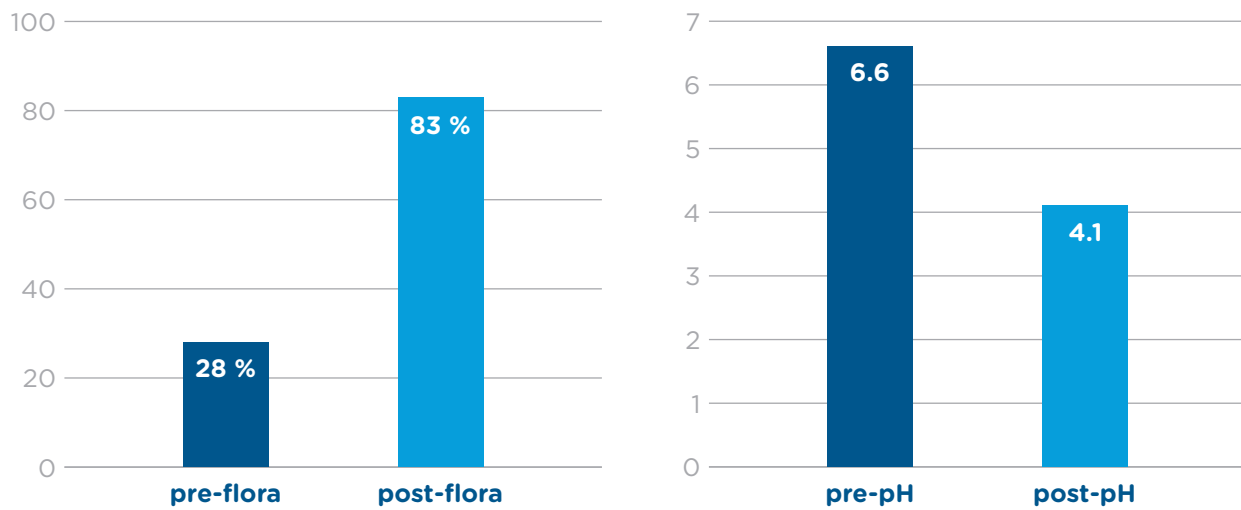
- **35** postmenopausal subjects (av. 56.6 years) received three 8-minute treatments once a week.
- **Vaginal Maturation Index increased significantly** in all subjects and represents restoration of vaginal premenopausal cells.
- Vaginal pH decreased from 6.6 to a **healthy level** of 4.1 after the last treatment.
- The presence of Inflammatory cells (leucocytes) decreased from **35 % to 0 %**



An atrophic parabasal cells and absence of superficial cells from vaginal-smear correlate to a menopause patient with a severe vulvovaginal atrophy (left); "estrogenized-like" intermediate cells correlate to a menopause woman without any symptom of the menopause genitourinary syndrome (right).

CONCLUSIONS

- 95% of study patients found the treatment **comfortable**.
- **All patients** initially suffering from severe dyspareunia **were capable of sexual intercourse without pain** after the treatments.
- A complete **vaginal restoration** was observed and all evaluated markers **significantly improved** after the treatments.
- The treatment was **effective** and no adverse events were observed.



Increase of vaginal Lactobacillus flora from 28 % pre-treatments to 83 % post-treatments (left);
Shift of acid vaginal pH levels (6.6 pre-treatments) to normal pre-menopausal pH levels (4.1 post-treatments) (right).